



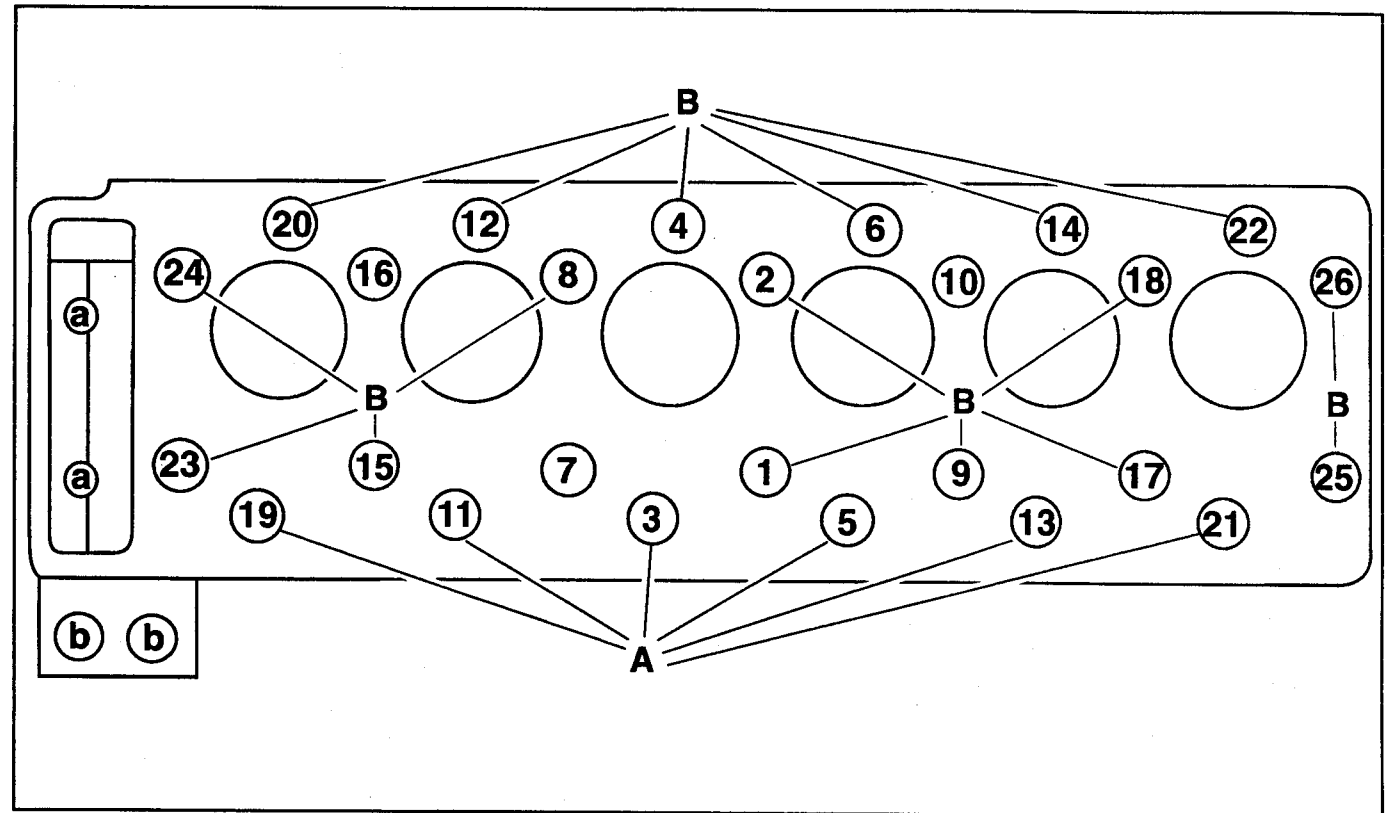
Tightening diagram/bolt allocation
Engine 606

A Collar bolt M10×115

B Collar bolt M10×102

a Bolts + washers M8×50
(to timing case cover)

b Bolts + washers M8×80 (fuel filter)





Cylinder head / Cylinder head bolts

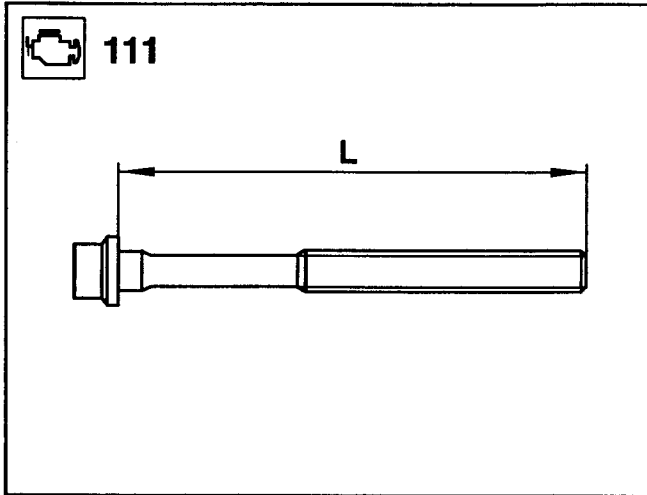
Number	Designation	Engine 604, 605, 606
BE01.30-P-1001-04A	Cylinder head bolts	Thread diameter M 10
		Length (L) when new mm 102/115
		Max. length (L) mm 104/117
		Fig. see AR01.30-5800-03HA

Nm Tightening torques of cylinder head

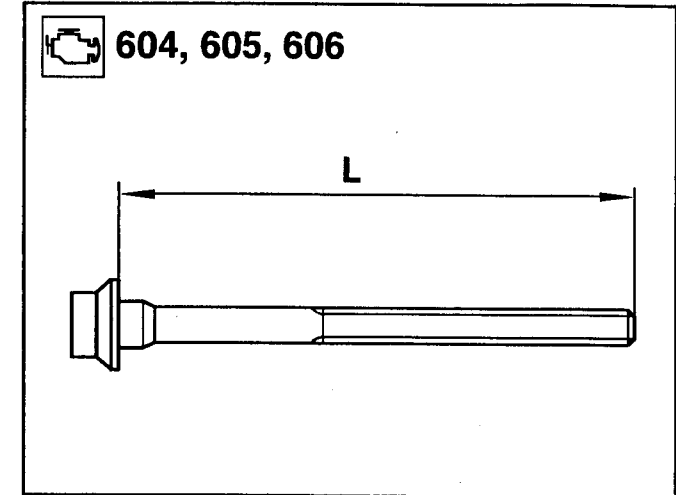
Number	Designation	Engine 604, 605, 606
BA01.30-P-1002-01A	M10 cylinder head hexagon twelve-point bolts	1st stage Nm 15
		2nd stage Nm 35
		3rd stage ° 90
		Settling time min 10
		4th stage ° 90
		Fig. see AR01.30-5800-01HA



Measure length (L); if the length (L) exceeds the maximum permissible size, use new cylinder head bolts.



P01.30-0231-01



P01.30-0216-01